

Strong Points


Compliant with **CLASS II** of the **AFNOR NFX 15-211** standard

(reference standard for molecular filtration through superactivated carbon)

The 2 phases of the standard :

	Phase 1	Phase 2
	Normal operation	Detection phase
	the filter adsorbs the quantities stated by the manufacturer (Chemical Listing)	The monitoring system detects filter saturation
Filtration efficiency	Filter effluent lower than 1% of the TLV / OEL	Maximum filter effluent 50% of the TLV / OEL

Test report from the LNE (National Testing Laboratory) tests available on demand (Filtration efficiency standard, AFNOR NFX 15-211)



Filtration principle / filtration level

- I molecular filter
- I electrostatic pre-filter
- I phase transformer (elimination of submicronic particles / aerosols particles, VF filter option)



Total operator protection

Filtration safety : all captair® filtair fume hood models are compliant with the AFNOR NFX 15-211 Class II standard.

Containment of chemical vapors in the filtering enclosure, guaranteed by monitoring of air face velocity and compliance with containment standards (XPX 15203, BS 7258, DIN 12927).

Sampling port allows operator to test the air emitted by the filter at any time through colorimetric chemical detection tubes (tubes optional).

Acrylic front shield provides protection from accidental chemical spills (fire classification NFP.92.507).

Comfort and Ergonomics

Transparent angled front sash offers excellent visibility of the chemical handling.

Arm openings designed to allow the operator to easily maneuver within the entire perimeter of the enclosure.

Ports for the introduction of electrical or power cables into the enclosure.

Very low noise level (49 dBA).

Easy installation / Energy savings

No duct work required; a standard electrical outlet is all that is necessary.

Can be installed directly on your lab bench or on our optional mobicap™ rolling carts.

Saves energy by recycling purified air rather than exhausting heated or cooled air within the laboratory.

Standard Equipment



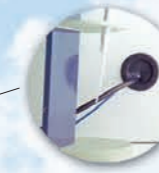
Sampling port providing access to filter effluent in order to determine filter saturation through the use of colorimetric chemical detection tubes (tubes optional).



Interactive Alarm periodic reminder to perform filter saturation test.



Air flow meter permanent air face velocity monitoring system.



Energy Ports




List of approved chemicals : Chemical Listing in accordance with AFNOR NFX 15 211 standard.

Provides a guide to the 600+ chemicals for their retention capacity within the carbon filters and their method required to determine filter saturation.



Ergonomically designed openings for safety and comfort.

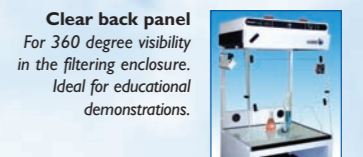
Optional Equipment



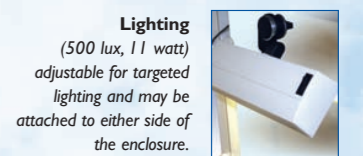
MOBICAP™ Rolling cart equipped with a retractable internal shelf (A) making it possible to work in a sitting position (B).



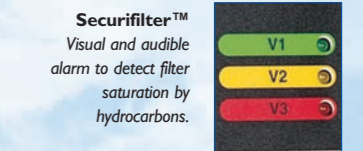
Work surface tempered safety glass with spill retention tray.



Clear back panel For 360 degree visibility in the filtering enclosure. Ideal for educational demonstrations.




Lighting (500 lux, 11 watt) adjustable for targeted lighting and may be attached to either side of the enclosure.



Securifilter™ Visual and audible alarm to detect filter saturation by hydrocarbons.

Door opening



- 1 Central protective shield
- 2 Front shield lifts up completely to allow equipment and products to be placed within the enclosure.

captair® midcap models



	midcap 402	midcap 804
	(mm) (in) W H D	(mm) (in) W H D
INT	400 × 719 × 475 15 ^{3/4} × 28 ^{1/2} × 18 ^{3/4}	746 × 500 × 514 29 ^{3/8} × 19 ^{3/4} × 20 ^{1/4}
EXT	420 × 955 × 535 16 ^{1/2} × 37 ^{5/8} × 21 ¹	799 × 719 × 565 31 ^{1/2} × 28 ^{1/2} × 22 ^{1/4}

Ideal for micro-manipulations

captair® filtair models



	filtair 814	filtair 623	filtair 824	filtair 936
	(mm) (in) W H D	(mm) (in) W H D	(mm) (in) W H D	(mm) (in) W H D
INT	746 × 465 × 514 29 ^{3/8} × 19 ^{3/4} × 20 ^{1/4}	556 × 712 × 571 19 ^{11/16} × 28 × 22 ^{1/2}	746 × 712 × 571 19 ^{11/16} × 28 × 22 ^{1/2}	818 × 832 × 692 32 ^{1/4} × 28 × 22 ^{1/2}
EXT	799 × 719 × 565 31 ^{1/2} × 28 ^{1/2} × 22 ^{1/4}	610 × 967 × 625 24 × 38 × 24 ^{1/2}	799 × 967 × 625 31 ^{1/2} × 38 × 24 ^{1/2}	871 × 1082 × 735 31 ^{1/2} × 38 × 24 ^{1/2}

Two types of filters available

TYPE MF or TYPE VF

	Gas or vapors with dust or fumes, without liquid aerosols.	Gas or vapors with dust or fumes with submicronic particles and liquid aerosols.
Organic vapors (acids secondary)	MF AS	VF AS
Acid vapors (organics secondary)	MF BE	VF BE
Formaldehyde	MF F	VF F
Ammonia	MF K	VF K
Radioactive iodine	MF G	VF G

Specifications

Tests and marking CE

	cfm
Volume of air treated	94,2 91,2
Average air face velocity	fpm 110 107
Internal volume of filtering enclosure	7 m ³ 0.23
Total power consumption	Watt 47
Maximum Amperage absorbed	A 0.31
Noise level	dB(A) 49

	MF Filter - VF Filter
94,2	91,2
110	107
0.23	0.222
47	47
0.31	0.31
49	49

	MF Filter - VF Filter
70,8	68,4
109,5	105
0.222	0.306
47	47
0.31	0.31
49	49

	MF Filter - VF Filter
94,2	91,2
110	107
0.306	0.42
47	94
0.31	0.62
49	51

	MF Filter - VF Filter
125,5	121
108,3	104
0.42	0.62
94	51
0.62	51